

Menu Description

LD ALERT LIST(Home Screen): In LD Alert List all the Alert related to low financial progress are display and MIS of Financial wise progress are display you can download the financial progress in excel sheet by Clicking Download All in Excel

LD CALCULATOR: All roads are showing in this menu related to login user and in **calculate LD** are showing **+** Singh in those road in which financial progress are low by clicking **+** Singh you can put the LD on that particular road

LD REPORT: All report of LD are showing in this menu you can send email ,message ,view the LD Report and circle user have right to cancel the LD by Clicking the cancel LD Column

LD REVOKE: All The Cancel Id report details are showing in the LD REVOKE with the cancelation reason .

ROAD AGREEMENTS: All the road are showing here related to the login user from here user can add the agreement on the road

EXECUTION: All Agreements of road are showing here from here user can update the Agreement details.

How to Enter the Road in Software?

PIU & Admin User can enter the road by simple clicking on the ROAD and after that it will add the road and when road will add it will appear on the ROAD AGREEMENT menu

Road >> Click on Add Road Details >> enter the road details >> Click on save road details.

ADD ROAD INFORMATION			
State	: <input type="text" value="Select State from Here"/>	Organisation	: <input type="text" value="URRDA"/>
District	: <input type="text" value="Select District Category"/>	Block	: <input type="text" value="Select Block Category"/>
PIU	: <input type="text" value="Select PIU"/>	Construction Type	: <input type="radio" value="New"/> <input type="radio" value="Upgarde"/>
Sanctioned Year	: <input type="text" value="Select Sanctioned Year"/>	Batch	: <input type="text" value="Select Batch from Here"/>
Package Number	: <input type="text"/>	Funding Agency	: <input type="text" value="ADB(pmsy)"/>
Road Name	: <input type="text"/>		
Technical Details			
Pavement Lenght	: <input type="text"/>	Pavement Cost (Rs Lakhs)	: <input type="text"/>
Number Of CD Works	: <input type="text"/>	CD works cost (Rs Lakhs)	: <input type="text"/>
Protection Works Cost (Rs Lakhs)	: <input type="text"/>	Other Work Cost (Rs Lakhs)	: <input type="text"/>
If Proposed By MP	: <input type="text" value="Select Parliamentary Name"/>	If Proposed By MLA	: <input type="text" value="Select Legislative Name"/>
Design Details			
Carriage Way Width	: <input type="text" value="Select Carriage Width"/>	Traffic Category	: <input type="text" value="Select Traffic Category"/>
Proposed Surface	: <input type="text" value="Select Proposed surface"/>		
Maintenance Cost			
Year 1(Rs Lakhs)	: <input type="text"/>	Year 2 (Rs Lakhs)	: <input type="text"/>
Year 3 (Rs Lakhs)	: <input type="text"/>	Year 4 (Rs Lakhs)	: <input type="text"/>
Year 5(Rs Lakhs)	: <input type="text"/>		
Remarks	: <input type="text"/>		
<input type="button" value="Save Road Details"/>			

URRDA LD CALCULATOR

How to Agreement the Road in Software?

User can enter the road Agreement by the ROAD AGREEMENTS by following simple step

ROAD AGREEMENTS >> ADD AGREEMENT >> Enter the Agreement Details >> Click on Save Agreement details.

ADD AGREEMENT INFORMATION			
<input checked="" type="radio"/> New		<input type="radio"/> Existing	
District	: Pithoragarh	Road	: A to Bt
Agreement Number	:	Agreement date	:
Agreement Start Date	:	Agreement End Date	:
Contractor Details			
Contractor Name	Select Contractor		
Other Details			
Awarded Date	:	Expected Date Completion	:
Tender Amount (Rs Lakhs)	:	Agreements Cost (Rs Lakhs)	:
Maintenance Cost			
Year 1 (Rs Lakhs)	:	Year 2 (Rs Lakhs)	:
Year 3 (Rs Lakhs)	:	Year 4 (Rs Lakhs)	:
Year 5 (Rs Lakhs)	:		:
Save Agreement Details			

How to enter the Financial Progress of Road in Software?

User can enter the financial progress monthly wise in the software it is important to ld calculation.

EXECUTION >> Click on + in Financial Progress column >> click on Add financial Progress Of a Road >> Enter the financial progress details >> save financial Information.

District	Block	Sanction_Year	Funding_Agncy	Road_Name	Agreements No	Agreements Date	Agreement Start Date	Agreement End Date	Contractor	Awarded Date	Expected Date Completion	Tender Amount	Agreement Cost	Physical progress	Financial progress	Edit	Delete
Pithoragarh	Berinag	2013 - 2014	Word Bank (RRP-II)	L036-Bhuvneshwar to Rawalkhet Motor Road (VR36)	51/SE 21-01-2014	2014-01-10	2014-01-10	2015-07-18	Vipin Rana	2014-01-10	2015-07-18	641.6	641.6	+	+		
Pithoragarh	Berinag	2009 - 2010	Regular (pmgsy)	Halajob - Graown	41/SE 2-12-2013	2014-12-02	2014-12-02	2015-11-30	Govind Ballabh Pangania	2014-12-02	2015-11-30	434.22	434.22	+	+		
Pithoragarh	Dharchula	2016-2017	NABARD	A to Bt	a001	2015-04-01	2015-04-01	2016-08-19	Ankit	2015-04-01	2016-08-17	100	99	+	+		

How to put LD on Road in Software?

LD CALCULATOR >> Calculate LD (only those whose financial progress is below) >> Enter the LD data >> click on submit LD.

LIQUIDATED DAMAGE

Project	L036-Bhuvneshwar to Rawalkhet Motor Road (VR36)
Package No	UT0904
District	Pithoragarh
Block	Berinag
LD Date	2016-04-16
Contractor	Vipin Rana
Agreement Start Date	10-January-2014
Agreement End Date	18-July-2015
Agreement Number	51/SE 21-01-2014
Agreement Cost (in Laos)	641.6

CALCULATION

Select Milestone Select Milestone from here ▾

Payment made till date(In laos)

Ld Amount(In laos)

Milestone		
First Milestone	Milestone Date	28-May-2014
	Financial Expected Progress in Laos	60.2
Second Milestone	Milestone Date	14-October-2014
	Financial Expected Progress in Laos	240.6
Third Milestone	Milestone Date	02-March-2015
	Financial Expected Progress in Laos	481.2

How to view LD report in Software?






LD REPORT Menu user can view the all LD Details.

Road Name	Ld Amount (In lakhs)	Milestone Name	LD_Date	Actions			
A to Bt	9.9	1	2016-03-09				

How to cancel LD in Software?

URRDA LD CALCULATOR

Only circle user have to right the cancel the LD but it will enter the reason for canceling LD after entering the reason LD will remove and showing it to LD Revoke menu.

Road Name	Ld Amount (In lakhs)	Milestone Name	LD_Date	Actions			Cancel LD	
Jwarna - Kansud Motor Road	36.69	3	2016-04-06				 Delete	

How to extend the agreement?

Only circle user have a right to extended the agreement it will extend the agreement by clicking in

EXECUTION>>Edit the agreement>>enter the extension date >> Click on update Details

UPDATE AGREEMENT INFORMATION			
District	: Tehri	Road	: Bagi - Haleth-Silari Motor Roc
Agreement Number	: 14/SE-ADB-PMGSY/2010-11	Agreement date	: 2011-02-24
Agreement Start Date	: 2011-02-24	Agreement End Date	: 2016-04-06
		Extension Date (if any)	
Contractor Details			
Contractor Name	Rukam Chand Ramola (M/s F)		
Other Details			
Awarded Date	: 2011-02-24	Expected Date Completion	: 2014-06-15
Tender Amount (Rs Lakhs)	: 255.66	Agreements Cost (Rs Lakhs)	: 148.86
Maintenance Cost			
Year 1(Rs Lakhs)	:	Year 2 (Rs Lakhs)	:
Year 3 (Rs Lakhs)	:	Year 4 (Rs Lakhs)	:
Year 5(Rs Lakhs)	:		
<input type="button" value="Update Details"/>			

How to View the extend Road agreement Data?

Circle user can view the extend Road agreement data by simple Clicking on the **EXTENSION AGREEMENTS**

Agreement NO	Old Date	New Date	Actions
14/SE-ADB-PMGSY/2010-11	2014-06-15	2016-04-07	 Delete